

# LA VISTA POLICE DEPARTMENT CODE ENFORCEMENT MONTHLY REPORT

May 2020



## Complaints Received

## Complaints Resolved

Violations	East	Central	West	ETJ	Total		East	Central	West	ETJ	Total
Zoning, Yard Requirements	4	1	1	2	8		1	1	1	1	4
Home Occupation	0	0	0	0	0		0	0	0	0	0
Garbage, Trash & Waste	5	2	0	0	7		1	0	0	0	1
Right-of-Way Permitted Obstruction	2	0	0	0	2		2	0	0	0	2
Sidewalks-Snow Removal	0	0	0	0	0		0	0	0	0	0
Sidewalks-Maintenance & Repair	2	1	0	0	3		2	0	0	0	2
Tree/Shrubs Obstructions	3	0	0	0	3		1	0	0	0	1
Maximum Animals Allowed	0	0	0	0	0		0	0	0	0	0
Grass/Weeds/Litter/Junk	25	2	1	2	30		20	1	1	0	22
Uniform Housing Code	0	0	0	0	0		0	0	0	0	0
Swimming Pool Complaints	1	1	0	0	2		0	1	0	0	1
Vehicle Violations (On-Street)	8	2	7	1	18		6	2	6	1	15
Vehicle Violations (Off-Street)	4	12	3	3	22		1	4	1	2	8
Signs Removed	12	13	0	0	25		0	0	0	0	0
Other	4	0	1	1	6		1	0	0	1	2
<b>Total for the Month</b>	<b>70</b>	<b>34</b>	<b>13</b>	<b>9</b>	<b>126</b>		<b>35</b>	<b>9</b>	<b>9</b>	<b>0</b>	<b>58</b>

\*\*Limited contact starting March 16 due to COVID-19 Pandemic

East= East of 72nd Street Central= 72nd-84th Street West= 84th-126th ETJ= Extra Territorial Jurisdiction

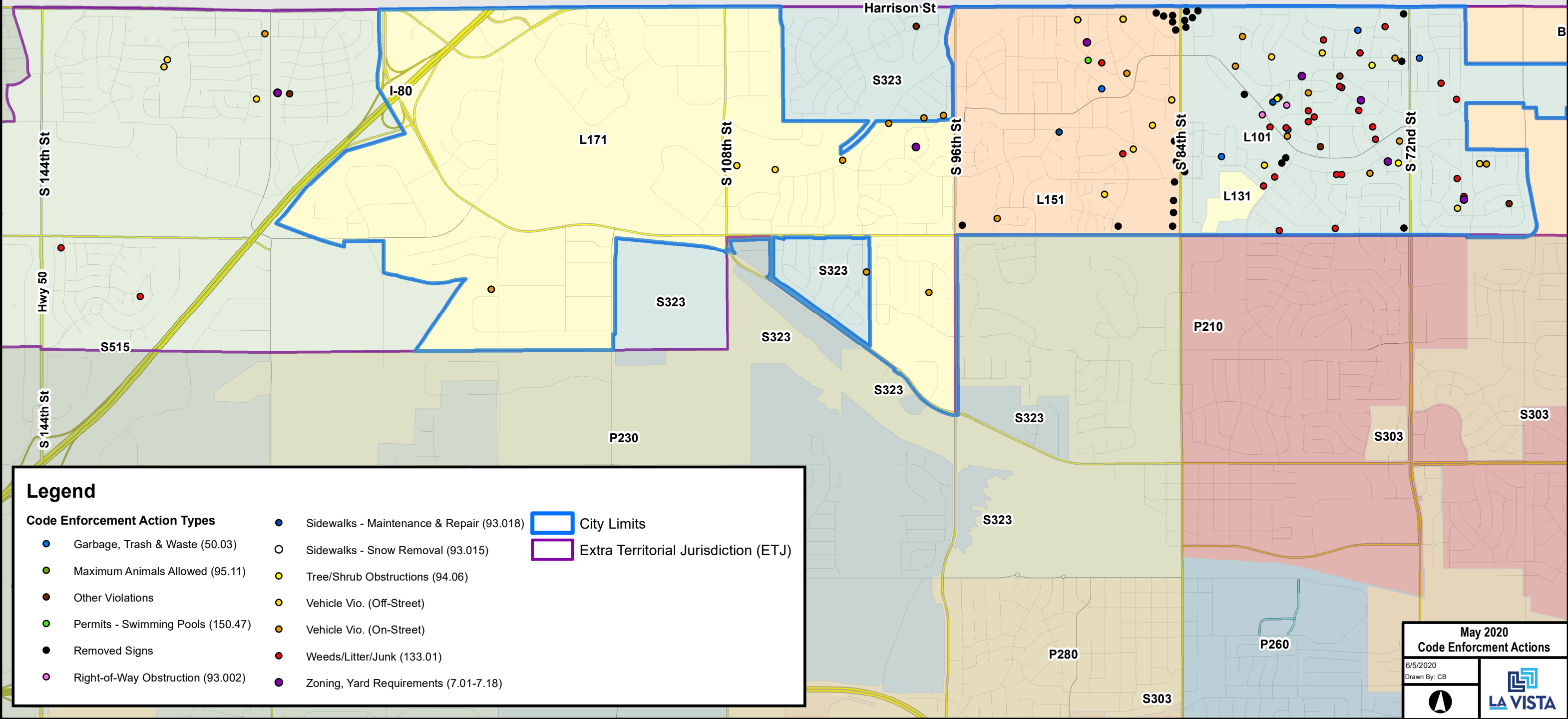
## YEAR TO DATE JAN-2020

## PREVIOUS 2 YEARS (2018-19)

Violations	East	Central	West	ETJ	Total		East	Central	West	ETJ	Total
Zoning, Yard Requirements	7	1	1	2	11		18	2	1	2	23
Home Occupation	0	0	0	0	0		0	0	0	0	0
Garbage, Trash & Waste	18	3	0	0	21		70	9	1	11	91
Right-of-Way Permitted Obstruction	4	0	0	0	4		25	3	0	1	29
Sidewalks-Snow Removal	17	3	2	1	23		128	10	0	13	151
Sidewalks-Maintenance & Repair	2	1	0	0	3		2	1	3	0	6
Tree/Shrubs Obstructions	4	0	0	0	4		35	19	7	17	78
Maximum Animals Allowed	1	0	0	0	1		1	1	0	0	2
Grass/Weeds/Litter/Junk	32	4	0	1	37		239	40	7	34	320
Uniform Housing Code	0	0	0	0	0		1	0	0	2	3
Swimming Pool Complaints	1	1	0	0	2		6	3	0	4	13
Vehicle Violations (On-Street)	70	10	15	1	96		441	123	62	95	721
Vehicle Violations (Off-Street)	33	45	10	6	94		370	305	85	64	824
Signs Removed	40	21	7	0	68		0	0	0	0	0
Other	6	0	1	1	8		4	2	1	5	12
<b>Total Year to Date</b>	<b>233</b>	<b>89</b>	<b>36</b>	<b>12</b>	<b>372</b>		<b>1340</b>	<b>518</b>	<b>167</b>	<b>248</b>	<b>2273</b>

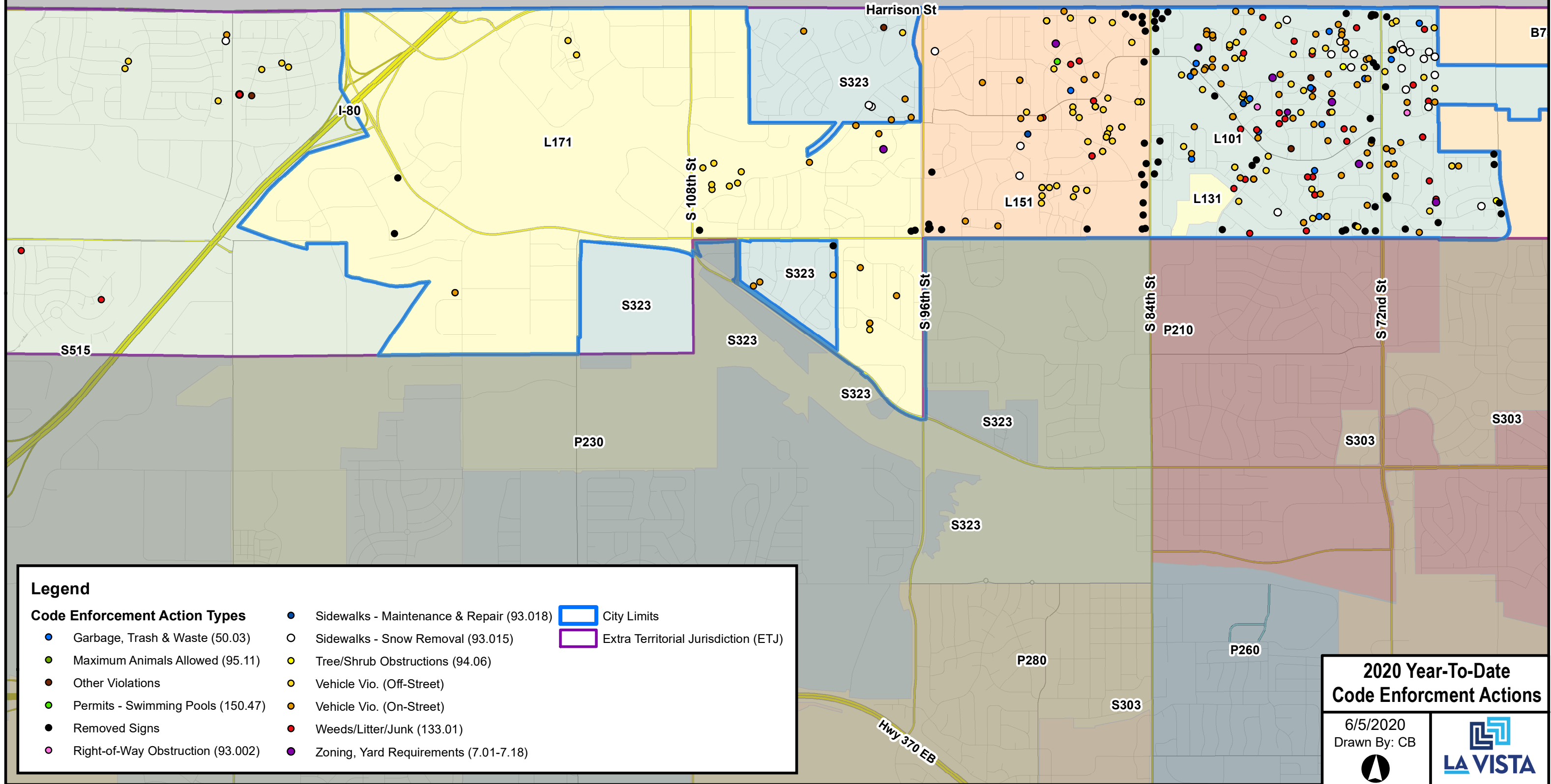
Miles Driven: 747

# Code Enforcement Actions - May 2020

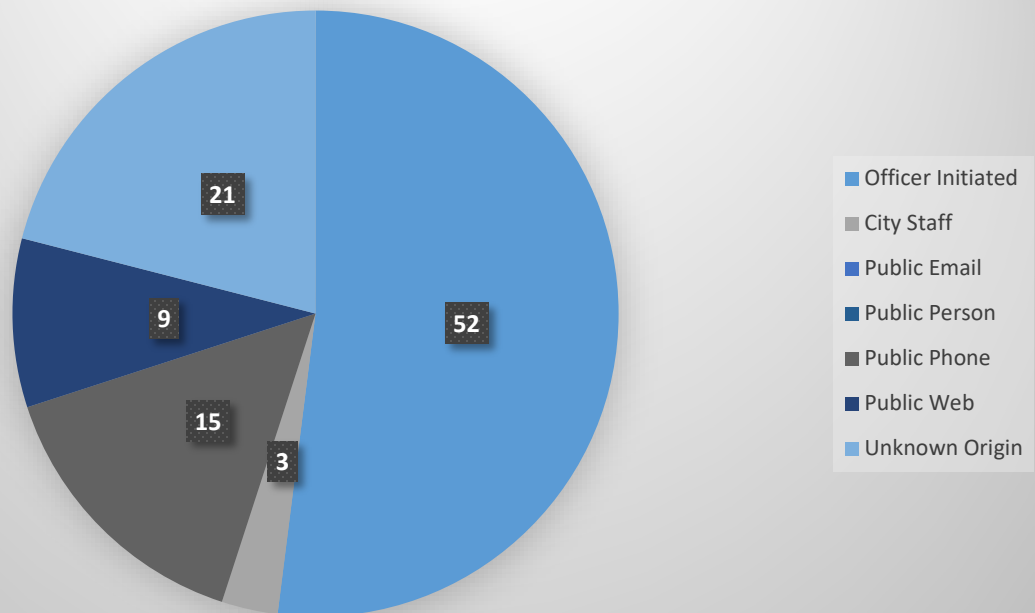


# 2020 Code Enforcement Actions

## January 1 - May 31



# LVPD CODE ENFORCEMENT Complaints vs. Officer Initiated May 2020



# LVPD CODE ENFORCEMENT Complaints vs. Officer Initiated YTD 2020

