

# LA VISTA POLICE DEPARTMENT CODE ENFORCEMENT MONTHLY REPORT

October 2020



## Complaints Received

## Complaints Resolved

Violations	East	Central	West	ETJ	Total		East	Central	West	ETJ	Total
Zoning, Yard Requirements	0	0	0	0	0		0	0	0	0	0
Home Occupation	0	0	0	0	0		0	0	0	0	0
Garbage, Trash & Waste	2	0	0	0	2		0	0	0	0	0
Right-of-Way Permitted Obstruction	1	0	0	0	1		0	0	0	0	0
Sidewalks-Snow Removal	0	0	0	0	0		0	0	0	0	0
Sidewalks-Maintenance & Repair	0	0	0	0	0		0	0	0	0	0
Tree/Shrubs Obstructions	0	0	0	0	0		0	0	0	0	0
Maximum Animals Allowed	0	0	0	0	0		0	0	0	0	0
Grass/Weeds/Litter/Junk	1	0	0	0	1		1	0	0	0	1
Uniform Housing Code	0	0	0	0	0		0	0	0	0	0
Swimming Pool Complaints	0	0	0	0	0		0	0	0	0	0
Vehicle Violations (On-Street)	16	5	2	5	28		12	3	2	3	20
Vehicle Violations (Off-Street)	13	18	6	2	39		10	9	1	2	22
Signs Removed	16	3	3	0	22		0	0	0	0	0
Other	0	1	0	1	2		0	1	0	0	1
<b>Total for the Month</b>	<b>49</b>	<b>27</b>	<b>11</b>	<b>8</b>	<b>95</b>		<b>23</b>	<b>13</b>	<b>3</b>	<b>0</b>	<b>44</b>

East= East of 72nd Street    Central= 72nd-84th Street    West= 84th-126th    ETJ= Extra Territorial Jurisdiction

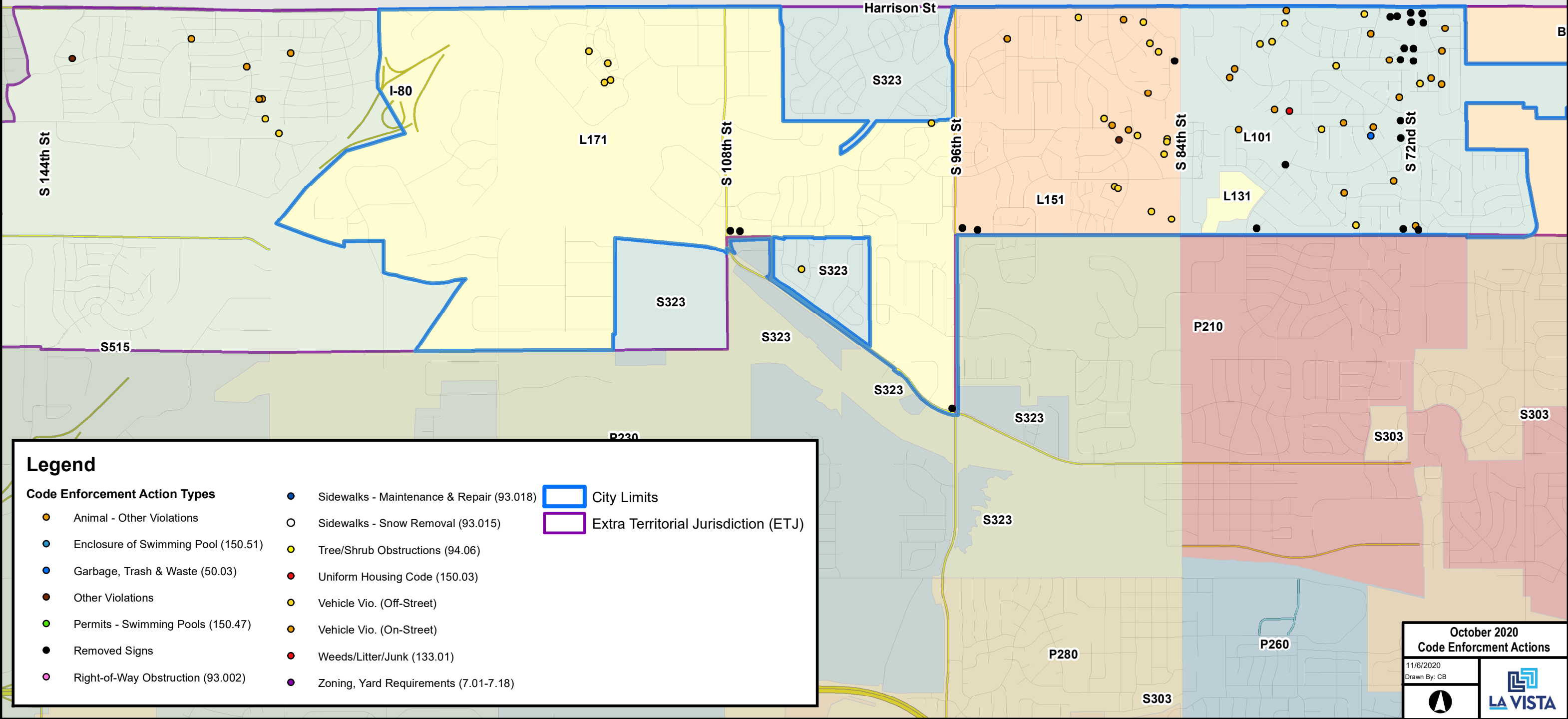
## YEAR TO DATE JAN-2020

## PREVIOUS 2 YEARS (2018-19)

Violations	East	Central	West	ETJ	Total		East	Central	West	ETJ	Total
Zoning, Yard Requirements	12	2	2	4	20		18	2	1	2	23
Home Occupation	0	0	0	0	0		0	0	0	0	0
Garbage, Trash & Waste	40	7	1	3	51		70	9	1	11	91
Right-of-Way Permitted Obstruction	14	1	1	0	16		25	3	0	1	29
Sidewalks-Snow Removal	17	3	2	1	23		128	10	0	13	151
Sidewalks-Maintenance & Repair	3	2	0	0	5		2	1	3	0	6
Tree/Shrubs Obstructions	14	5	1	0	20		35	19	7	17	78
Maximum Animals Allowed	1	3	0	1	5		1	1	0	0	2
Grass/Weeds/Litter/Junk	69	13	3	9	94		239	40	7	34	320
Uniform Housing Code	0	0	0	0	0		1	0	0	2	3
Swimming Pool Complaints	4	5	0	1	10		6	3	0	4	13
Vehicle Violations (On-Street)	152	29	26	7	214		441	123	62	95	721
Vehicle Violations (Off-Street)	89	120	28	23	260		370	305	85	64	824
Signs Removed	78	39	20	0	137		0	0	0	0	0
Other	15	2	2	2	21		4	2	1	5	12
<b>Total Year to Date</b>	<b>505</b>	<b>231</b>	<b>86</b>	<b>51</b>	<b>876</b>		<b>1340</b>	<b>518</b>	<b>167</b>	<b>248</b>	<b>2273</b>

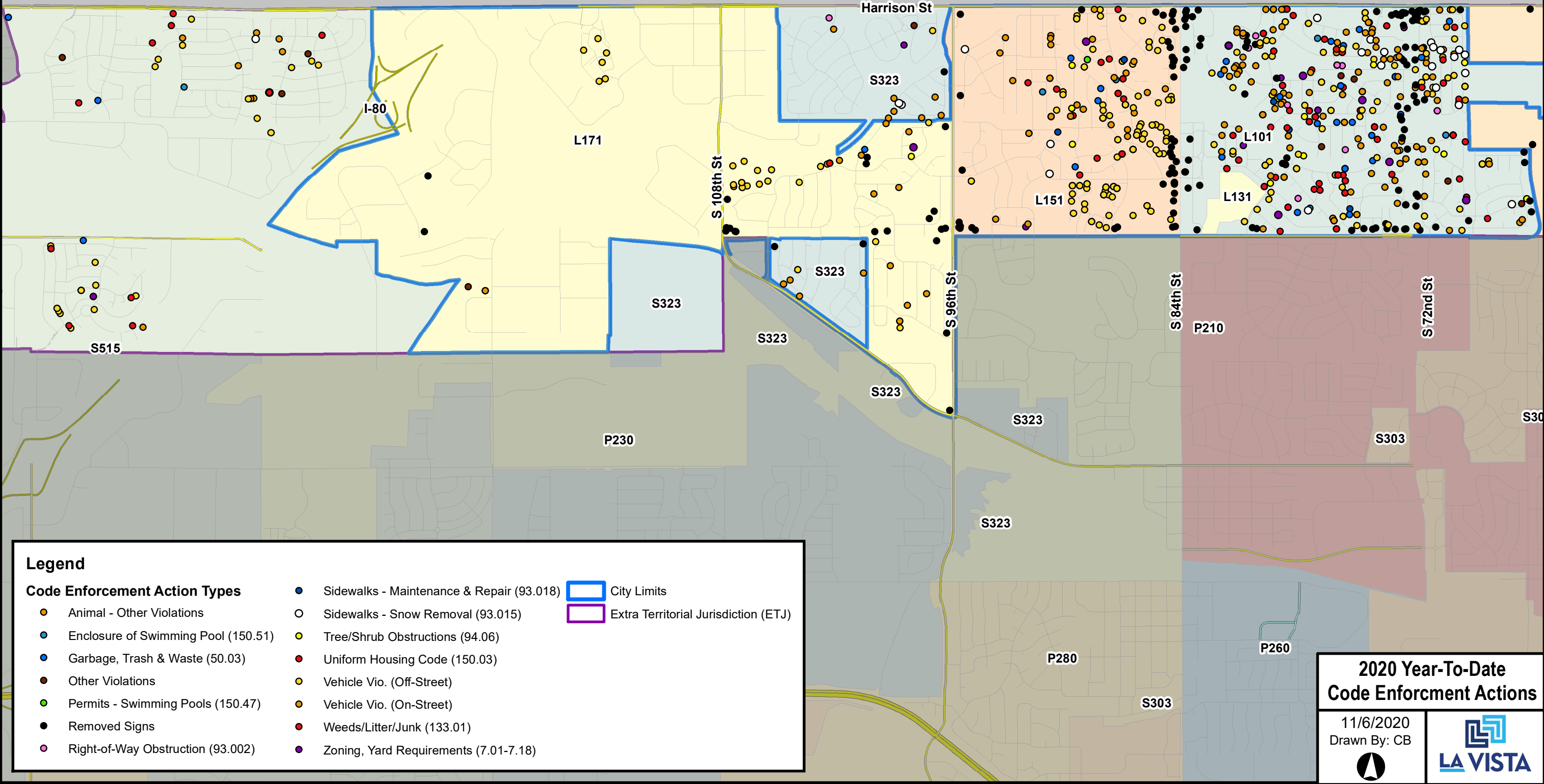
Miles Driven: 493

# Code Enforcement Actions - October 2020

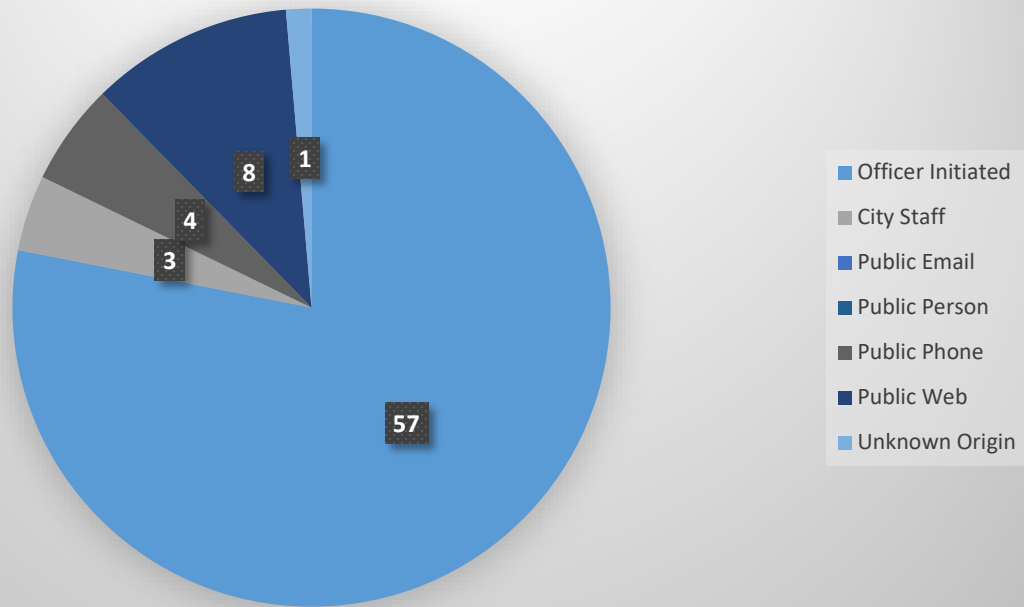


# 2020 Code Enforcement Actions

## January 1 - October 31



## LVPD CODE ENFORCEMENT Complaints vs. Officer Initiated October 2020



## LVPD CODE ENFORCEMENT Complaints vs. Officer Initiated YTD 2020

