

# LA VISTA POLICE DEPARTMENT CODE ENFORCEMENT MONTHLY REPORT

June 2021



## Complaints Received

## Complaints Resolved

Violations	East	Central	West	ETJ	Total		East	Central	West	ETJ	Total
Zoning, Yard Requirements	0	0	0	0	0		0	0	0	0	0
Home Occupation	0	0	0	0	0		0	0	0	0	0
Garbage, Trash & Waste	1	1	0	0	2		1	0	0	0	1
Right-of-Way Permitted Obstruction	0	0	0	0	0		0	0	0	0	0
Sidewalks-Snow Removal	0	0	0	0	0		0	0	0	0	0
Sidewalks-Maintenance & Repair	0	0	0	0	0		0	0	0	0	0
Tree/Shrubs Obstructions	10	2	0	0	12		7	1	0	0	8
Maximum Animals Allowed	0	0	0	0	0		0	0	0	0	0
Grass/Weeds/Litter/Junk	20	1	0	0	21		11	0	0	0	11
Uniform Housing Code	0	0	0	0	0		0	0	0	0	0
Swimming Pool Complaints	0	0	0	0	0		0	0	0	0	0
Vehicle Violations (On-Street)	20	4	5	3	32		16	4	5	3	28
Vehicle Violations (Off-Street)	13	10	3	0	26		11	8	2	0	21
Signs Removed	0	0	0	0	0		0	0	0	0	0
Other	1	0	0	0	1		0	0	0	0	0
<b>Total for the Month</b>	<b>65</b>	<b>18</b>	<b>8</b>	<b>3</b>	<b>94</b>		<b>46</b>	<b>13</b>	<b>7</b>	<b>0</b>	<b>69</b>

East= East of 72nd Street    Central= 72nd-84th Street    West= 84th-126th    ETJ= Extra Territorial Jurisdiction

## YEAR TO DATE JAN-2021

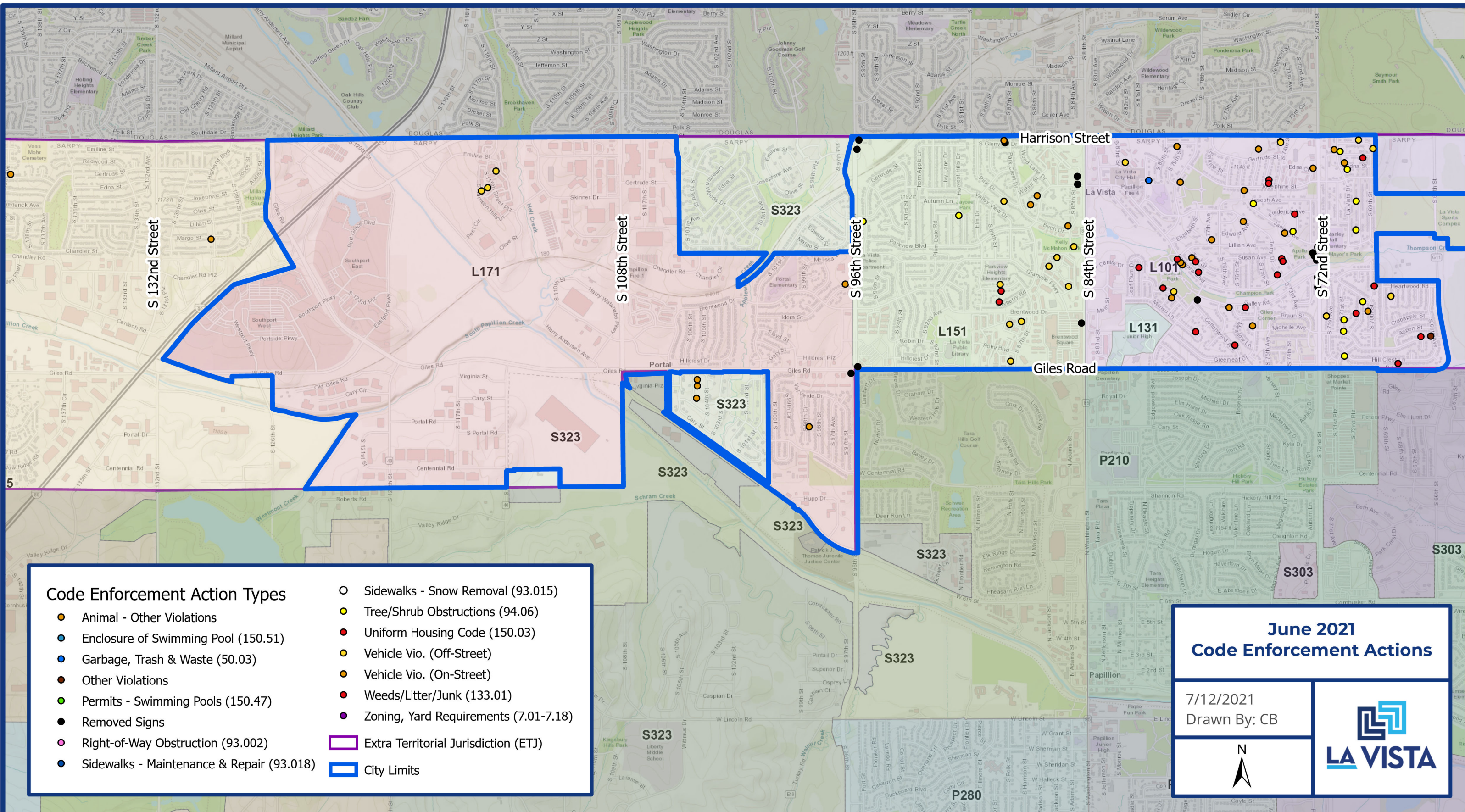
## PREVIOUS 2 YEARS (2019-20)

Violations	East	Central	West	ETJ	Total		East	Central	West	ETJ	Total
Zoning, Yard Requirements	0	0	0	0	0		15	3	3	4	25
Home Occupation	1	0	0	0	1		0	0	0	0	0
Garbage, Trash & Waste	4	0	0	2	6		85	8	1	12	106
Right-of-Way Permitted Obstruction	3	0	0	0	3		29	4	2	1	36
Sidewalks-Snow Removal	25	8	2	4	39		132	11	2	11	156
Sidewalks-Maintenance & Repair	1	0	0	0	1		4	3	2	0	9
Tree/Shrubs Obstructions	2	0	0	0	2		35	15	6	11	67
Maximum Animals Allowed	0	0	0	0	0		2	3	0	1	6
Grass/Weeds/Litter/Junk	51	11	1	6	69		179	29	9	26	243
Uniform Housing Code	0	0	0	0	0		0	0	0	2	2
Swimming Pool Complaints	0	0	0	0	0		6	7	0	2	15
Vehicle Violations (On-Street)	67	27	14	8	116		474	118	69	43	704
Vehicle Violations (Off-Street)	82	79	36	10	207		274	289	87	65	715
Signs Removed	48	30	10	0	88		241	162	114	5	522
Other	6	2	0	0	8		17	4	3	5	29
<b>Total Year to Date</b>	<b>289</b>	<b>157</b>	<b>63</b>	<b>30</b>	<b>540</b>		<b>1493</b>	<b>656</b>	<b>298</b>	<b>188</b>	<b>2635</b>

Miles Driven: 584

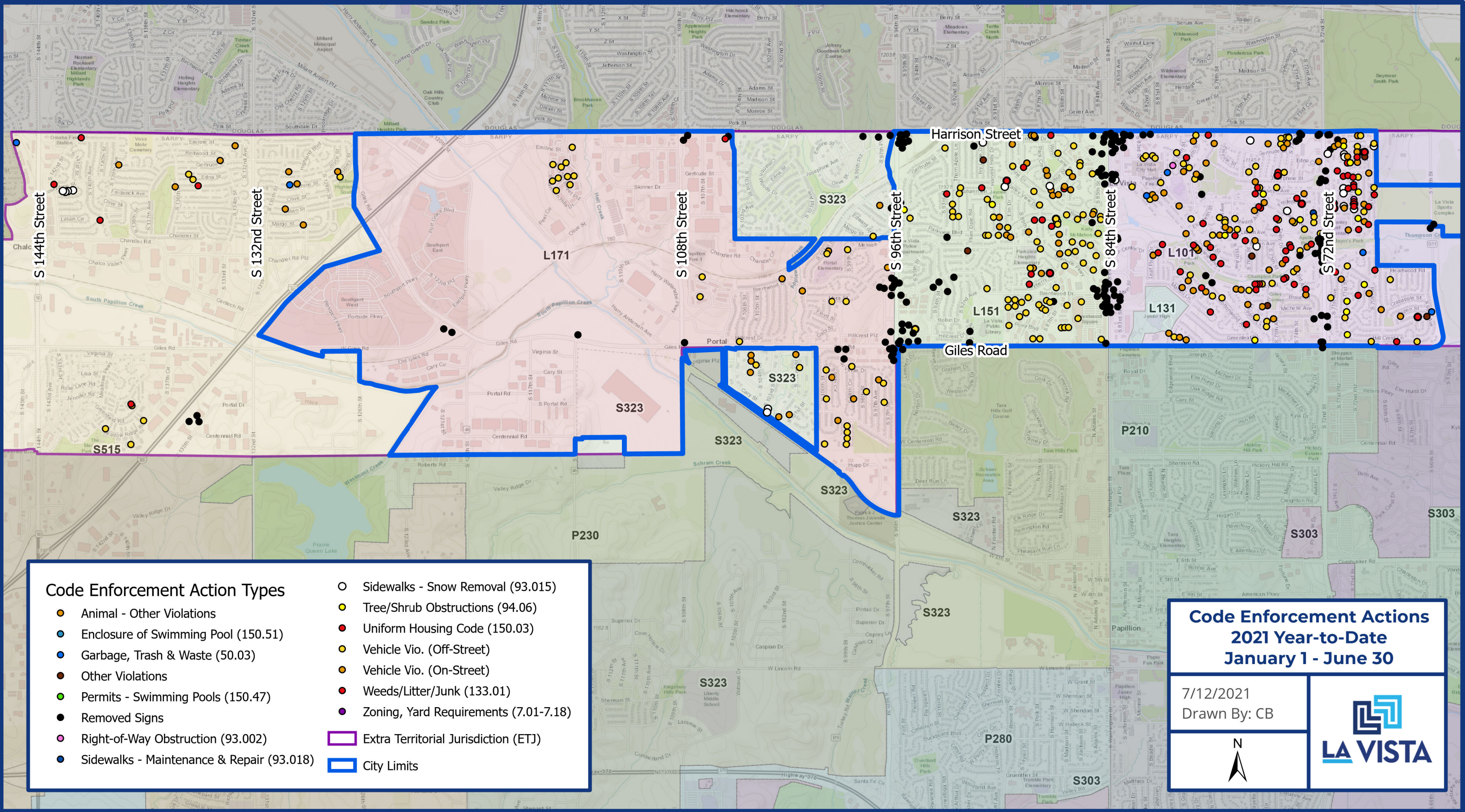


# Code Enforcement Actions - June 2021



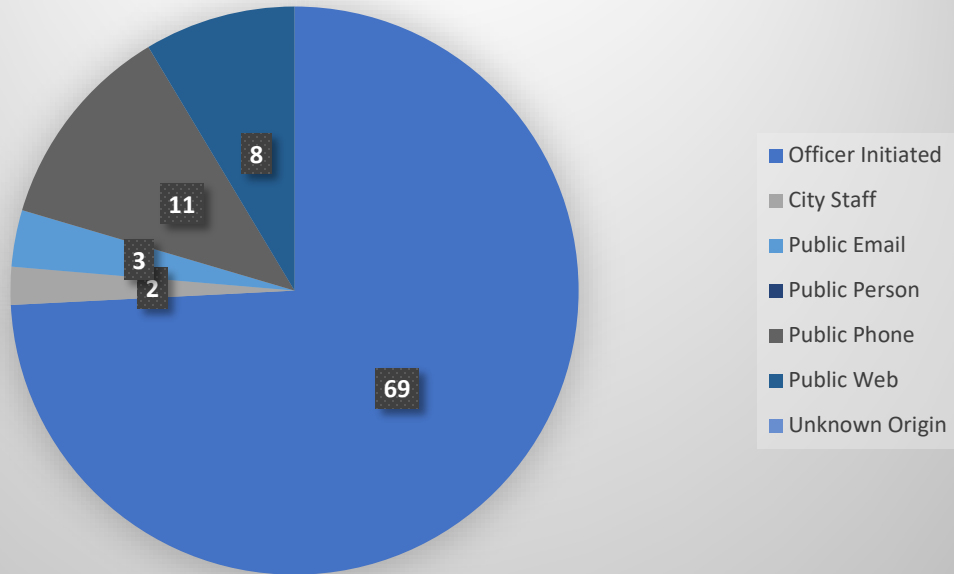


# 2021 Code Enforcement Actions





## LVPD CODE ENFORCEMENT Complaints vs. Officer Initiated June 2021



## LVPD CODE ENFORCEMENT Complaints vs. Officer Initiated YTD 2021

